

# HEADS UP VENTURES LIMITED

(Formerly known as The Mandhana Retail Ventures Limited)

CIN: L52390MH2011PLC213349

Registered Office: Plot No. E-132, MIDC, Tarapur Industrial Area, Boisar, Dist : Palghar - 401506

26<sup>th</sup> May, 2023

**To,**  
**BSE Limited,**  
Corporate Relationship Department,  
Phiroze Jeejeebhoy Towers,  
Dalal Street,  
Mumbai - 400 001

**To,**  
**National Stock Exchange of India Limited**  
Listing Department,  
Exchange Plaza, Plot No. C-1, G Block,  
Bandra Kurla Complex,  
Bandra ( East ), Mumbai - 400 051

Dear Sir/Madam,

**Sub: Compliance under Regulation 47 of the SEBI (Listing Obligations and Disclosure Requirements) Regulations, 2015 ('Listing Regulations')**

**Ref: Newspaper Advertisement - Audited Financial Results ('AFR') of the Company for the quarter and financial year ended 31<sup>st</sup> March, 2023**

This is in continuation of our letter dated 25<sup>th</sup> May, 2023 wherein in accordance with Regulation 33 and other applicable provisions of the Listing Regulations, the Company had intimated the Stock Exchanges that the Board of Directors of the Company at its Meeting held on 25<sup>th</sup> May, 2023, had, *inter alia*, approved the Audited Financial Results ('AFR') of the Company for the quarter and financial year ended 31<sup>st</sup> March, 2023.

In this regard, please find attached herewith the newspaper clippings of the said advertisements duly advertised in two newspapers viz. Financial Express in English and Mahasagar in Marathi language on 26<sup>th</sup> May, 2023.

This notice may also be accessed on the website of the Company at [www.huvl.in](http://www.huvl.in)

Kindly take the same on record.


Thanking You,

for **HEADS UP VENTURES LIMITED**

**SANGEETA MANDHANA**  
(Managing Director)  
DIN: 06934972)

**Encl.:** As above.





HEADS UP VENTURES LIMITED


(Formerly Known as The Mandhana Retail Ventures Limited)

CIN: L52390MH2011PLC213349

Registered Office: Plot No. E-132, M.I.D.C., Tarapur Industrial Area, Boisar, Dist. Palghar - 401506

Corporate Office: 209, Peninsula Centre, Dr. S. S. Rao Road, Parel, Mumbai - 400012

Tel. No:- +91-22-43539790 Email:- cs@huvl.in Website: www.huvl.in



Extract of Audited Financial Results for the Quarter and Financial Year ended 31st March, 2023

(Rs. In Lakh, except earnings per share)

Sr. No.	Particulars	Quarter Ended			Year Ended	
		31.03.2023	31.12.2022	31.03.2022	31.03.2023	31.03.2022
		(Audited)	(Unaudited)	(Audited)	(Audited)	(Audited)
1	Total Income from Operations	12.89	17.19	151.85	151.07	251.64
2	Net Profit / (Loss) for the period (before tax, Exceptional and/or Extraordinary items)	(503.96)	(152.21)	(115.29)	(974.99)	(536.05)
3	Net Profit / (Loss) for the period before tax (after Exceptional and/or Extraordinary items)	(503.96)	(152.21)	(116.05)	(974.99)	(536.05)
4	Net Profit / (Loss) for the period after tax (after Exceptional and/or Extraordinary items)	(503.96)	(152.21)	(116.05)	(965.54)	(536.05)
5	Total Comprehensive Income for the period (Comprising Profit / (Loss) for the period (after tax) and Other Comprehensive Income (after tax)	(500.44)	(151.46)	(116.05)	(962.02)	(537.08)
6	Equity Share Capital	2208.26	2208.26	2208.26	2208.26	2208.26
7	Other Equity	-	-	-	-	-
8	Earnings Per Share (of Rs.10/- each) (for continuing and discontinued operations) -					
	1. Basic	(2.28)	(0.69)	(0.53)	(4.37)	(2.43)
	2. Diluted	(2.28)	(0.69)	(0.53)	(4.37)	(2.43)

Notes :  
1. The above financial results have been reviewed by the Audit Committee and approved by the Board of Directors in their respective meetings held on 25<sup>th</sup> May, 2023.  
2) The above is an extract of the detailed format of Annual Audited Financial Results filed with the Stock Exchanges under Regulation 33 of the SEBI (Listing Obligations & Disclosure Requirements) Regulations, 2015. The full format of the Annual Audited Financial Results are available on the website of the BSE Limited at their website: [www.bseindia.com](http://www.bseindia.com) and National Stock Exchange of India Limited at their website: [www.nseindia.com](http://www.nseindia.com) and on the website of the Company: [www.huvl.in](http://www.huvl.in).

By Order of the Board of Directors  
For HEADS UP VENTURES LIMITED  
(Formerly The Mandhana Retail Ventures Limited)  
Sd/-  
PRIYAVRAT MANDHANA  
EXECUTIVE DIRECTOR  
DIN: 02446722

Date : May 25, 2023  
Place: Mumbai



Xchanging Solutions Limited

Registered Office : Kalyani Tech Park - Survey No 1, 6 & 24 Kundanhalli Village, K R Puram Hobli, Bengaluru – 560 066, Karnataka, India

CIN: L72200KA2002PLC030072

Tel.: +91 80 4364 0000

Email: [compliance@xchanging.com](mailto:compliance@xchanging.com) Website: [www.dxc.com](http://www.dxc.com)

Extract of consolidated financial results for the quarter and year ended 31/03/2023

(Rs. in lakhs except for per share data)

Particulars	Quarter ended		Corresponding quarter ended	Year ended	
	31/03/2023	31/12/2022		31/03/2023	31/03/2022
	(Refer note 1)	(Unaudited)	(Refer note 1)	(Audited)	(Audited)
Total income from operations	4,915	4,363	4,708	18,512	18,284
Net Profit for the period before tax	1,636	1,012	1,593	5,960	6,087
Net Profit for the period after tax	1,102	692	1,107	4,490	5,257
Total Comprehensive Income (After tax) for the period	1,000	1,484	1,404	6,277	5,776
Paid up equity share capital (Face value per share Rs 10/-, fully paid)	11,140	11,140	11,140	11,140	11,140
Other Equity (excluding Revaluation Reserve)	-	-	-	56,482	50,205
Earnings per Equity Share (Face value of Rs.10 each) (not annualised for the quarters)					
Basic- In Rs.	0.99	0.62	0.99	4.03	4.72
Diluted- In Rs.	0.99	0.62	0.99	4.03	4.72

Key numbers of Standalone Financial Results (Rs. in lakhs)

Particulars	Quarter ended		Corresponding quarter ended	Year ended	
	31/03/2023	31/12/2022		31/03/2023	31/03/2022
	(Refer note 1)	(Unaudited)	(Refer note 1)	(Audited)	(Audited)
Total income from operations	1,191	1,112	1,328	4,750	5,218
Net Profit for the period before tax	442	358	519	1,879	2,281
Net Profit for the period after tax	276	193	331	1,469	2,219
Total Comprehensive Income (After tax) for the period	242	197	325	1,449	2,199

Notes:  
1. The figures for the current quarter and the quarter ended March 31, 2022 are the balancing figures between audited figures of the full financial year ended March 31, 2023 and March 31, 2022, respectively and published year to date figures upto the third quarter ended December 31, 2022 and December 31, 2021, respectively, which were subjected to limited review by the statutory auditors of the Company. The statutory auditors have performed a limited review on the results for the quarter ended March 31, 2023.  
2. The above is an extract of the detailed format of Quarterly Financial Results filed with the Stock Exchanges under Regulation 33 of the SEBI (Listing Obligations and Disclosure Requirements) Regulations, 2015. The full format of the Quarterly Financial Results are available on the Stock Exchange websites, [www.nseindia.com](http://www.nseindia.com) and [www.bseindia.com](http://www.bseindia.com) and on the Company's website [www.dxc.com/in/en/about-us/xchanging-solutions-limited-investor-relations](http://www.dxc.com/in/en/about-us/xchanging-solutions-limited-investor-relations).

By Order of the Board of Directors  
Nachiket Vibhakar Sukhtankar  
Managing Director and Chief Executive Officer  
DIN: 08778377

Place: Mumbai  
Date : May 25, 2023



DHANUKA AGRITECH LIMITED

CIN: L24219DL1985PLC020126

Registered Off.: 82, Abhinash Mansion, 1st Floor, Joshi Road, Karol Bagh, New Delhi -110005. | Tel. No.: 011-23534551

Corporate Off.: Global Gateway Tower, M G Road, Near Guru Dronacharya Metro Station, Gurugram - 122 002, Haryana.

Tel. No.: 0124 4345000 | Email: [investors@dhanuka.com](mailto:investors@dhanuka.com) | Website: [www.dhanuka.com](http://www.dhanuka.com)

Extract of Audited Financial Results for the Quarter and YEAR ENDED 31ST MARCH, 2023

(₹ in Lakhs)

Sr. No.	Particulars	Standalone				Consolidated			
		Quarter Ended		Year Ended		Quarter Ended		Year Ended	
		31.03.2023	31.03.2022	31.03.2023	31.03.2022	31.03.2023	31.03.2022	31.03.2023	31.03.2022
		(Audited)	(Audited)	(Audited)	(Audited)	(Audited)	(Audited)	(Audited)	(Audited)
1	Total Income from operations	38,597.01	33,048.75	1,74,497.60	1,51,136.22	38,597.01	33,048.75	1,74,497.60	1,51,136.22
2	Net Profit/(Loss) for the period before tax (before Exceptional and/or Extraordinary items)	8,674.59	7,205.99	30,272.67	27,748.27	8,674.59	7,217.45	30,272.11	27,759.53
3	Net Profit/(Loss) for the period before tax (after Exceptional and/or Extraordinary items)	8,674.59	7,205.99	30,272.67	27,748.27	8,674.59	7,217.45	30,272.11	27,759.53
4	Net Profit/(Loss) for the period after tax (after Exceptional and/or Extraordinary items)	6,530.70	5,428.80	23,350.79	20,878.22	6,530.39	5,440.26	23,350.23	20,889.48
5	Total Comprehensive Income for the period (Comprising Profit/(Loss) for the period after tax and other Comprehensive Income (OCI) after tax)	6,493.72	5,526.00	23,358.81	21,069.17	6,493.41	5,537.46	23,358.25	21,080.43
6	Paid-up Equity Share Capital [Face value of ₹2/- per Equity Share]	911.57	931.57	911.57	931.57	911.57	931.57	911.57	931.57
7	Other Equity (excluding Revaluation Reserves as shown in the Balance sheet of previous year)			1,05,219.02	95,110.42			1,05,218.04	95,110.00
8	Earning Per share (for continuing and discontinued operations) (of ₹2/- each) (not annualised)								
	- Basic EPS (in ₹)	14.24	11.65	50.35	44.82	14.24	11.68	50.35	44.85
	- Diluted EPS (in ₹)	14.24	11.65	50.35	44.82	14.24	11.68	50.35	44.85

Notes:  
1. The above is an extract of the detailed format of Financial Results for the Quarter and Year ended 31st March, 2023 filed with the Stock Exchanges under regulation 33 of the SEBI (Listing Obligations and Disclosure Requirements) Regulations, 2015. The full format of the quarter and year ended Financial Results are available on the website of BSE & NSE where the Company's shares are listed i.e. at [www.bseindia.com](http://www.bseindia.com) and [www.nseindia.com](http://www.nseindia.com) respectively and on the Company's website, [www.dhanuka.com](http://www.dhanuka.com).  
2. The above Financial Results were reviewed by the Audit Committee and thereafter approved and taken on record by the Board of Directors in their Meeting held on 25th May, 2023. The statutory auditors of the company have expressed an unmodified audit opinion on these Results.  
3. During the quarter ended 31st March, 2023, the Company has bought back its 10,00,000 fully paid up equity shares, representing 2.15% of the total issued and paid up equity share capital of the Company @ ₹ 850/- per equity share aggregating to an amount of ₹ 85.00 Crores and extinguished those shares on 17th January, 2023. Consequently, Paid up Share Capital has been reduced by ₹ 20,00,000  
4. The Board of Directors have recommended final dividend of 100% i.e. ₹ 2.00 per Equity Share for the Financial Year 2022-23, subject to the approval of the shareholders in the ensuing Annual General Meeting.

For and on behalf of the Board  
Sd/-  
(M.K. Dhanuka)  
Managing Director  
DIN : 00628039

Place : Gurugram (Haryana)  
Date : 25<sup>th</sup> May, 2023



ASIAN ENERGY SERVICES LIMITED

CIN: L23200MH1992PLC318353

Regd Office: 3B, 3<sup>rd</sup> Floor, Omkar Esquare, Chunabhatti Signal, Eastern Express Highway, Sion (East), Mumbai – 400 022, Maharashtra, India

Tel. No.: 022-42441100 E-mail: [secretarial@asianenergy.com](mailto:secretarial@asianenergy.com) • Website: [www.asianenergy.com](http://www.asianenergy.com)

Extract of Statement of Audited Consolidated Financial Results FOR THE QUARTER AND YEAR ENDED MARCH 31, 2023

(₹ in Lakhs)

Particulars	Quarter ended		Year ended	
	31.03.2023	31.03.2022	31.03.2023	31.03.2022
	(Audited)	(Audited)	(Audited)	(Audited)
Total income from operations (net)	2,868.98	6,190.14	10,995.14	26,047.11
Net Profit for the period (before Tax, Exceptional and/or Extraordinary items)	(668.02)	1,009.98	(3,910.70)	4,067.07
Net Profit for the period before tax (after Exceptional and / or Extraordinary items)	(669.53)	1,009.98	(4,456.45)	4,067.07
Net Profit for the period after tax (after Exceptional and/or Extraordinary items)	(669.53)	896.39	(4,444.22)	3,881.11
Total Comprehensive Income for the period (comprising Profit/(loss) for the period (after tax) and other comprehensive income (after tax))	(602.53)	902.75	(4,242.76)	3,956.64
Equity Share Capital (Face value of ₹ 10/- per share)	3,769.37	3,769.37	3,769.37	3,769.37
Reserves (excluding Revaluation Reserves as shown in the Balance Sheet of previous years)			16,175.88	20,406.90
Earnings Per Share of ₹ 10/- each (before and after extraordinary items)				
*Basic :	(1.74)	2.37	(11.77)	10.25
Diluted: *	(1.74)	2.37	(11.77)	10.25


Notes : 1. Key standalone financial information is given below: (₹ in Lakhs)

Particulars	Quarter ended		Year ended	
	30.03.2023	31.03.2022	31.03.2023	31.03.2022
	(Audited)	(Audited)	(Audited)	(Audited)
Income from operations	2,743.86	6,188.06	10,987.03	25,413.86
Profit / (Loss) before tax	(677.86)	1,296.81	(2,736.28)	6,464.12
Net Profit / (Loss) for the period before tax (after exceptional and/or extraordinary items)	(677.86)	1,296.81	(2,944.78)	6,464.12
Total Comprehensive income for the period, net of tax.	(476.56)	1,151.92	(2,844.70)	6,245.33

Note:  
1. The above results have been reviewed by the Audit Committee and approved by the Board of Directors at their meeting held on 24<sup>th</sup> May, 2023.  
2. The above is an extract of the detailed format of the Consolidated Financial Results for the year ended 31<sup>st</sup> March, 2023 filed with the Stock Exchange under Regulation 33 of the SEBI (Listing Obligations and Disclosure Requirements) Regulation, 2015. The full format of the Audited Financial Results are available on the Stock Exchange websites viz. [www.bseindia.com](http://www.bseindia.com) & [www.nseindia.com](http://www.nseindia.com) and on the Company's website viz. [www.asianenergy.com](http://www.asianenergy.com).

By order of the Board  
Asian Energy Services Limited  
Sd/-  
Ashutosh Kumar  
Whole-time Director & CEO & Director  
DIN: 06918508

Place: Mumbai  
Date: 24<sup>th</sup> May, 2023



INFIBEAM AVENUES LIMITED

[CIN: L64203GJ2010PLC061366]

Registered Office: 28<sup>th</sup> Floor, GIFT Two Building, Block No. 56, Road 5C, Zone- 5, GIFT CITY, Gandhinagar-382355

Email: [ir@ia.ooo](mailto:ir@ia.ooo), Tel: +91 79 6777 2204, Fax: +91 79 6777 2205, Website: [www.ia.ooo](http://www.ia.ooo)

Extract of Statement of Standalone and Consolidated Audited Financial Results FOR THE QUARTER AND YEAR ENDED MARCH 31, 2023


(Rupees in million, except per share data and if otherwise stated)

Particulars	Standalone			Consolidated		
	Quarter ended on	Year ended on	Quarter ended on	Quarter ended on	Year ended on	Quarter ended on
	31-03-2023	31-03-2023	31-03-2022	31-03-2023	31-03-2023	31-03-2022
	(Audited)	(Audited)	(Audited)	(Audited)	(Audited)	(Audited)
Total income	6,258.2	18,511.3	3,323.3	6,736.2	20,330.7	3,720.6
Net Profit / (Loss) for the period before Tax	501.6	1,815.0	261.6	514.2	1,822.2	283.2
Net Profit / (Loss) for the period after tax of continuing operations	371.5	1,354.9	264.1	384.3	1,362.7	282.4
Net Profit / (Loss) for the period after tax of discontinued operations	-	-	-	-	-	-
Total Comprehensive Income for the period (comprising Profit / (Loss) for the period after tax and other comprehensive income after tax)	440.4	1,408.6	40.8	356.9	1,290.8	(384.3)
Paid-up equity share capital (Face Value of the share Re 1/- Each)	2,677.8	2,677.8	2,676.3	2,677.8	2,677.8	2,676.3
Reserves (excluding Revaluation Reserve as shown in the Balance Sheet of previous year)						
Earnings Per Share (Face value of Re. 1/- each) (not annualised)						
Basic:	0.14	0.51	0.10	0.14	0.51	0.11
Diluted:	0.14	0.50	0.10	0.14	0.50	0.10

Note:  
1) The above is an extract of the detailed format of Financial Results filed with the Stock Exchanges under Regulation 33 of the SEBI (LODR) Regulations, 2015. The full format of financial results are available on the Stock Exchanges websites at [www.bseindia.com](http://www.bseindia.com) and [www.nseindia.com](http://www.nseindia.com) and on the Company website at [www.ia.ooo](http://www.ia.ooo)  
2) The above financial results are reviewed and recommended by the Audit Committee and approved by the Board of Directors at its meeting held on May 25, 2023.

For Infibeam Avenues Limited  
Sd/-  
Vishal Mehta  
Managing Director  
DIN: 03093563

Date : May 25, 2023  
Place: Gandhinagar



VOLTAMP TRANSFORMERS LIMITED

CIN : L31100GJ1967PLC001437

Regd. Off. : Makarpura, Vadodara – 390014.

Email : [voltamp@voltamptransformers.com](mailto:voltamp@voltamptransformers.com) Website: [www.voltamptransformers.com](http://www.voltamptransformers.com)

Phone : +91 265 2642011/12, 3041403/480 Fax : 2646774, 3041499

Extract of Statement of Audited Financial Results FOR THE QUARTER AND YEAR ENDED 31<sup>ST</sup>MARCH, 2023

(Rs.in Lakhs)

Sr. No.	Particulars	Quarter Ended	Quarter Ended	Year Ended	Year Ended
		31/03/2023	31/03/2022	31/03/2023	31/03/2022
		(Audited)	(Audited)	(Audited)	(Audited)
1	Total income from operations (net)	43986.12	38719.79	138510.41	112720.90
2	Net Profit / (Loss) for the period (before Tax, Exceptional and/or Extraordinary items)	10084.91	7208.03	26036.79	17320.72
3	Net Profit / (Loss) for the period before Tax (after Exceptional and/or Extraordinary items)	10084.91	7208.03	26036.79	17320.72
4	Net Profit / (Loss) for the period after tax (after Exceptional and/or Extraordinary items)	7656.81	5186.29	19994.28	13283.79
5	Total Comprehensive Income for the period [Comprising Profit/(Loss) for the period (after tax) and other Comprehensive Income (after tax)]	7676.16	5306.52	20049.01	13328.38
6	Paid up Equity Share Capital (face value of Rs.10 each)	1011.71	1011.71	1011.71	1011.71
7	Reserves (excluding Revaluation Reserve)	----	----	109710.90	93202.89
8	Earnings Per Share (not annualised)				
	Basic :	75.68	51.26	197.63	131.30
	Diluted :	75.68	51.26	197.63	131.30

Notes:-  
1) The above audited results for quarter and year ended 31<sup>st</sup> March, 2023 have been reviewed by the Audit Committee and approved by the Board of Directors at their respective meeting held on Thursday, 25<sup>th</sup> May, 2023.  
2) The above is an extract of the detailed format of Quarterly and year ended 31<sup>st</sup> March 2023 Financial Results filed with the Stock Exchanges under Regulation 33 of the SEBI (Listing and Other Disclosure Requirements) Regulations, 2015. The full format of the Quarterly/Annual Financial Results are available on the Company's website at [www.voltamptransformers.com](http://www.voltamptransformers.com) and on the website of the Stock Exchanges at [www.bseindia.com](http://www.bseindia.com) and [www.nseindia.com](http://www.nseindia.com).

FOR VOLTAMP TRANSFORMERS LIMITED  
Kunjal L Patel  
Vice Chairman & Managing Director

Place : Vadodara  
Date : 25<sup>th</sup> May, 2023



